


korenix
www.korenix.com

Speedy Connection for Serial Devices



JETCARD
Multiport Serial Card

Korenix Industrial Product Selection Guide - Multiport Serial Card



Universal PCI Card

	JetCard 1204/1204w	JetCard 1208/1208w	JetCard 1402/1402i	JetCard 1404/1404i
Number of RS-232 Ports	4	8		
Number of RS-422/485 Ports			2	4
32-bit Universal PCI Bus Interface	●	●	●	●
IRQ Assigned by PCI Plug and Play	●	●	●	●
Data Bits: 5, 6, 7, 8	●	●	●	●
Stop Bits: 1, 1.5, 2	●	●	●	●
Parity Bits: None, Even, Odd, Space, Mark	●	●	●	●
Communication Controller: 16C950 compatible	●	●	●	●
FIFO Size: 128 Bytes	●	●	●	●
Speed up to 921.6 Kbps	●	●	●	●
RS-232 Data Signals: TxD, RxD, RTS, CTS, DTR, DSR, DCD, GND	●	●		
RS-422 Signals: Tx+, Tx-, Rx+, Rx-, RTS+, RTS-, CTS+, CTS-, GND			●	●
RS-485 Signals (4-wire): Tx+, Tx-, Rx+, Rx-, GND			●	●
RS-485 Signals (2-wire): Data+, Data-, GND			●	●
Embedded 15KV ESD Surge Protection	●	●	●	●
Optical Isolation Protection: 2KV per Port			JetCard 1402i	JetCard 1404i
Operating Temperature: -10°C to 70°C	JetCard 1204	JetCard 1208	●	●
Operating Temperature: -40°C to 80°C	JetCard 1204w	JetCard 1208w		
OS Supported: Windows 98/Me/NT/2000/XP/2003, Linux RedHat Enterprise 4.0 (2.6.9)/RedHat Enterprise 3.0 (2.4.21)/RedHat 9.0 (2.4.20)/ RedHat 8.0 (2.4.18)/RedHat 7.3 (2.4.18)/ RedHat 7.2 (2.4.7)/FC5(2.6.16)/FC3(2.6.9)/ FC2(2.6.5)/FC1(2.4.22)/Mandrake 10.1(2.6.8)/ Mandrake 9.2 (2.4.22)				
Board Connector	DB-37 Female	DB-62 Female	2 DB-9 Male	DB-37 Female
Supports DB-9 Male or DB-25 Male Cable Connection	●	●		●
Regulatory Approvals:CE/ FCC	●	●	●	●
RoHS / WEEE	●	●	●	●



JetCard 1208 / 1208w

8-port RS-232 Universal PCI Card



- Supports 32-bit Universal PCI bus
- Easy-to-install driver and self-diagnostic utility
- High speed up to 921.6 Kbps
- Built-in 15KV ESD protection
- Supports 128-byte FIFO
- Supports on-board automatic hardware/ software flow control



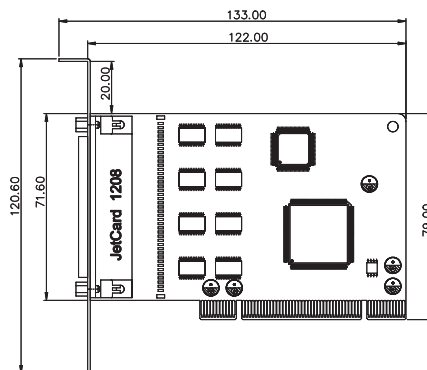
High Performance

JetCard Series use Oxford OXmPCI954 chip, a 8-port Universal Asynchronous Receiver Transmitter, which is well-known for its high performance. Each UART channel in the JetCard offers data transmission speed up to 921.6 Kbps, and bi-directional 128-byte FIFO for each port. Deep FIFO can reduce the CPU's loading, saving CPU's resources for other important tasks. This chip also allows JetCard to be compatible with the widely-used industry-standard 16C950 devices and PCI bus.

In addition to high speed of 921.6 Kbps and 128-byte FIFO, Oxford chip also equips JetCard with on-board flow control function. Instead of using a driver on the PC to control the traffic flow, JetCard uses the on-

board flow control function to reacts directly without waiting for the PC to respond. In this way, the respond time and CPU's loading can be largely reduced, greatly enhancing your system's performance. You can either choose software flow control, which uses Tx and Rx to send/ receive XON/XOFF signals, or select hardware flow control, which uses CTS#/RTS# to send/ receive the signals. The flow control function is to prevent FIFO from overflow. JetCard is ideally suitable for PC applications, enabling PC users to take advantage of the maximum performance of analog modem or ISDN terminal adapters. JetCard is also suitable for any communications that require high speed RS-232/RS-422/RS-485 interfaces.

Dimensions



Specification

Interface

Bus Interface: 32-bit Universal PCI

Number of Ports: 8

Max. Number of Boards: 4

IRQ: Assigned by PCI plug and play

Data Bits: 5, 6, 7, 8

Stop Bits: 1, 1.5, 2

Parity Bits: None, Even, Odd, Space, Mark

Data Signals: TxD, RxD, RTS, CTS, DTR, DSR, DCD, GND

Hardware

Communication Controller: 16C950 compatible (OXFORD)

Board Connector: DB62 Female

Cable Connection: DB9 Male or DB25 Male, 100 cm cable length

Cable Model: CM62M9x8-100 or CM62M25x8-100 (optional)

Performance

FIFO Size: 128 Bytes

Speed: 50 bps to 921.6 Kbps

Surge Protection: Embedded 15KV ESD Surge Protection

Power Requirements

Power Consumption: 130 mA (+5 V)

Mechanical

Dimensions: 120 x 80 mm

Environmental

Operating Temperature(JetCard 1208):

-10 ~ 70°C (14 ~ 158°F)

Operating Temperature(JetCard 1208w):

-40 ~ 80°C (-40 ~ 176°F)

Operating Humidity: 5% ~ 95 % (Non-condensing)

Storage Temperature(JetCard 1208):

-20 ~ 85°C (-4 ~ 185°F)

Storage Temperature(JetCard 1208w):

-40 ~ 85°C (-40 ~ 185°F)

OS Supported: Windows 98/Me/NT/2000/XP/2003, Linux RedHat Enterprise 4.0 (2.6.9)/RedHat Enterprise 3.0 (2.4.21)/RedHat 9.0 (2.4.20)/RedHat 8.0 (2.4.18)/RedHat 7.3 (2.4.18)/RedHat 7.2 (2.4.7)/FC5(2.6.16)/FC3(2.6.9)/FC2(2.6.5)/FC1(2.4.22)/Mandrake 10.1(2.6.8)/Mandrake 9.2 (2.4.22)

Regulatory Approvals

EMI: FCC, CE

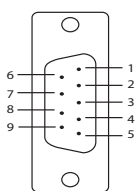
Warranty: 5 years

Industrial PoE Switch
IP67/68 Ethernet Switch
Rackmount Managed Switch
Gigabit Switch
Redundant Switch
Entry-Level Switch
Networking Computer
Communication Computer
Ethernet I/O Server
Serial Device Server
Media Converter
Multiport Serial Card
SFP Module
Din Rail Power Supply

Pin Assignments

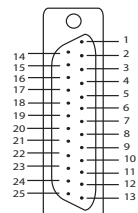
RS-232 DB9 Male

Pin No.	Signal
1	DCD
2	RxD
3	TxD
4	DTR
5	GND
6	DSR
7	RTS
8	CTS



RS-232 DB25 Male

Pin No.	Signal
2	TxD
3	RxD
4	RTS
5	CTS
6	DSR
7	GND
8	DCD
20	DTR



Ordering Information

JetCard 1208 8-port RS-232 Universal PCI Card

Includes:

- 8-port RS-232 Card
- Quick Installation Guide
- Documentation and Software CD-ROM

JetCard 1208w 8-port RS-232

Wide Temperature Universal PCI Card

Includes:

- 8-port RS-232 Card
- Quick Installation Guide
- Documentation and Software CD-ROM

Optional Accessories

CM62M9x8-100

8-port male DB62 to male DB9 connection cable, 100cm

CM62M25x8-100

8-port male DB62 to male DB25 connection cable, 100cm



CM62M9x8-100



CM62M25x8-100

JetCard 1204 / 1204w

4-port RS-232 Universal PCI Card



- Supports 32-bit Universal PCI bus
- Easy-to-install driver and self-diagnostic utility
- High speed up to 921.6 Kbps
- Built-in 15KV ESD protection
- Supports 128-byte FIFO
- Supports on-board automatic hardware/ software flow control



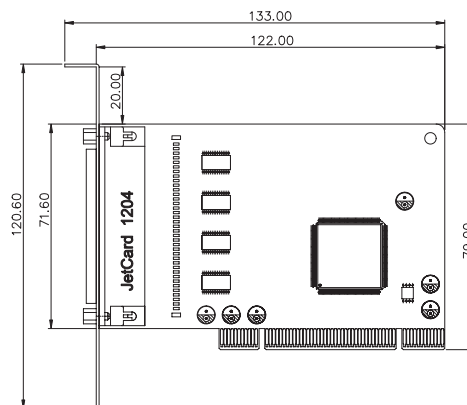
High Performance

JetCard Series use Oxford OXmPCI954 chip, a 4-port Universal Asynchronous Receiver Transmitter, which is well-known for its high performance. Each UART channel in the JetCard offers data transmission speed up to 921.6 Kbps, and bi-directional 128-byte FIFO for each port. Deep FIFO can reduce the CPU's loading, saving CPU's resources for other important tasks. This chip also allows JetCard to be compatible with the widely-used industry-standard 16C950 devices and PCI bus.

In addition to high speed of 921.6 Kbps and 128-byte FIFO, Oxford chip also equips JetCard with on-board flow control function. Instead of using a driver on the PC to control the traffic flow, JetCard uses the on-

board flow control function to reacts directly without waiting for the PC to respond. In this way, the respond time and CPU's loading can be largely reduced, greatly enhancing your system's performance. You can either choose software flow control, which uses Tx and Rx to send/ receive XON/XOFF signals, or select hardware flow control, which uses CTS#/RTS# to send/ receive the signals. The flow control function is to prevent FIFO from overflow. JetCard is ideally suitable for PC applications, enabling PC users to take advantage of the maximum performance of analog modem or ISDN terminal adapters. JetCard is also suitable for any communications that require high speed RS-232/RS-422/RS-485 interfaces.

Dimensions



Specification

Interface

Bus Interface: 32-bit Universal PCI

Number of Ports: 4

Max. Number of Boards: 4

IRQ: Assigned by PCI plug and play

Data Bits: 5, 6, 7, 8

Stop Bits: 1, 1.5, 2

Parity Bits: None, Even, Odd, Space, Mark

Data Signals: TxD, RxD, RTS, CTS, DTR, DSR, DCD, GND

Hardware

Communication Controller: 16C950 compatible (OXFORD)

Board Connector: DB37 Female

Cable Connection: DB9 Male or DB25 Male, 100 cm cable length

Cable Model: CM37M9x4-100 or CM37M25x4-100 (optional)

Performance

FIFO Size: 128 Bytes

Speed: 50 bps to 921.6 Kbps

Surge Protection: Embedded 15KV ESD Surge Protection

Power Requirements

Power Consumption: 130 mA (+5 V)

Mechanical

Dimensions: 120 x 80 mm

Environmental

Operating Temperature(JetCard 1204):

-10 ~ 70°C (14 ~ 158°F)

Operating Temperature(JetCard 1204w):

-40 ~ 80°C (-40 ~ 176°F)

Operating Humidity: 5% ~ 95 % (Non-condensing)

Storage Temperature(JetCard 1204):

-20 ~ 85°C (-4 ~ 185°F)

Storage Temperature(JetCard 1204w):

-40 ~ 85°C (-40 ~ 185°F)

OS Supported: Windows 98/Me/NT/2000/XP/2003, Linux RedHat Enterprise 4.0 (2.6.9)/RedHat Enterprise 3.0 (2.4.21)/RedHat 9.0 (2.4.20)/RedHat 8.0 (2.4.18)/RedHat 7.3 (2.4.18)/RedHat 7.2 (2.4.7)/FC5(2.6.16)/FC3(2.6.9)/FC2(2.6.5)/FC1(2.4.22)/Mandrake 10.1(2.6.8)/Mandrake 9.2 (2.4.22)

Regulatory Approvals

EMI: FCC, CE

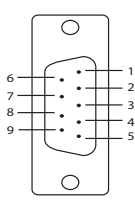
Warranty: 5 years

Industrial PoE Switch
IP67/68 Ethernet Switch
Rackmount Managed Switch
Gigabit Switch
Redundant Switch
Entry-Level Switch
Networking Computer
Communication Computer
Ethernet I/O Server
Serial Device Server
Media Converter
Multiport Serial Card
SFP Module
Din Rail Power Supply

Pin Assignments

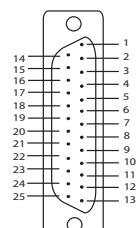
RS-232 DB9 Male

Pin No.	Signal
1	DCD
2	RxD
3	TxD
4	DTR
5	GND
6	DSR
7	RTS
8	CTS



RS-232 DB25 Male

Pin No.	Signal
2	TxD
3	RxD
4	RTS
5	CTS
6	DSR
7	GND
8	DCD
20	DTR



Ordering Information

JetCard 1204 4-port RS-232 Universal PCI Card

Includes:

- 4-port RS-232 Card
- Quick Installation Guide
- Documentation and Software CD-ROM

JetCard 1204w 4-port RS-232

Wide Temperature Universal PCI Card

Includes:

- 4-port RS-232 Card
- Quick Installation Guide
- Documentation and Software CD-ROM

Optional Accessories

CM37M9x4-60

4-port male DB37 to male DB9 connection cable, 60cm

CM37M25x4-60

4-port male DB37 to male DB25 connection cable, 60cm



CM37M9x4-60



CM37M25x4-60



JetCard 1404 / 1404i

4-port RS-422 / 485 Universal PCI Card



CE FC  RoHS

- Supports 32-bit Universal PCI bus
- Easy-to-install driver and self-diagnostic utility
- High speed up to 921.6 Kbps
- Built-in 15KV ESD protection
- Automatic Flow Direction Switching Technology
- Supports 128-byte FIFO
- Supports on-board automatic hardware/software flow control
- Supports over current/voltage protection
- Provides 2KV optical isolation (JetCard 1404i only)

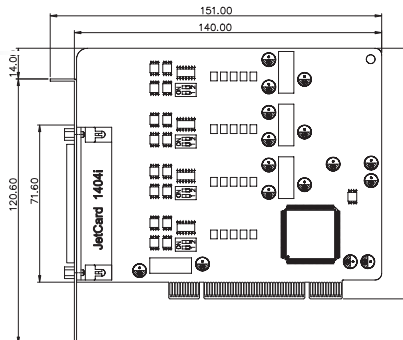
High Performance

JetCard Series use Oxford OXmPCI954 chip, a 4-port Universal Asynchronous Receiver Transmitter, which is well-known for its high performance. Each UART channel in the JetCard offers data transmission speed up to 921.6 Kbps, and bi-directional 128-byte FIFO for each port. Deep FIFO can reduce the CPU's loading, saving CPU's resources for other important tasks. This chip also allows JetCard to be compatible with the widely-used industry-standard 16C950 devices and PCI bus.

In addition to high speed of 921.6 Kbps and 128-byte FIFO, Oxford chip also equips JetCard with on-board flow control function. Instead of using a driver on the PC to control the traffic flow, JetCard uses the on-board flow control function to reacts directly without waiting for the PC to respond. In this way, the respond time and CPU's loading can be largely reduced, greatly enhancing your system's performance. You can either choose software flow

control, which uses Tx and Rx to send/ receive XON/XOFF signals, or select hardware flow control, which uses CTS#/RTS# to send/ receive the signals. The flow control function is to prevent FIFO from overflow. JetCard is ideally suitable for PC applications, enabling PC users to take advantage of the maximum performance of analog modem or ISDN terminal adapters. JetCard is also suitable for any communications that require high speed RS-232/RS-422/RS-485 interfaces. JetCard 1404 also comes with on-board Automatic Flow Direction Switching Technology. Under a multi-drop 2-wire RS-485 mode, the timing for switching between Idle Mode (data not being transmitted) and Active mode (data being transmitted) must be precise and accurate. With this technology, JetCard can effectively increase RS-485 transmission performance, and largely relieve the PC from the burden of using the driver to switch modes.

Dimensions



Specification

Interface

Bus Interface: 32-bit Universal PCI

Number of Ports: 4

Max. Number of Boards: 4

IRQ: Assigned by PCI plug and play

Data Bits: 5, 6, 7, 8

Stop Bits: 1, 1.5, 2

Parity Bits: None, Even, Odd, Space, Mark

RS-422 Signals:

Tx+, Tx-, Rx+, Rx-, RTS+, RTS-, CTS+, CTS-, GND

RS-485 (4-wire) Signals: Tx+, Tx-, Rx+, Rx-, GND

RS-485 (2-wire) Signals: Data+, Data-, GND

RS-485 Data Control: On-chip Automatic Data Flow Direction Switching Technology (2-wire)

Isolation Protection: 2 KV Optical Isolation

(JetCard 1404i only)

Hardware

Communication Controller: 16C950 compatible (OXFORD)

Board Connector: DB37 Female

Cable Connection: DB9 Male or DB25 Male,

100 cm cable length (optional)

Cable Model: CM37M9x4-100 or CM37M25x4-100 (optional)

Performance

FIFO Size: 128 Bytes

Speed: 50 bps to 921.6 Kbps

Surge Protection: Embedded 15KV ESD Surge Protection

Terminator: Built-in termination resistor

Power Requirements

Power Consumption(JetCard 1404): 1.06A (+5 V)

Power Consumption(JetCard 1404i): 1.02mA (+5 V)

Mechanical

Dimensions: 138 x 80 mm

Environmental

Operating Temperature: -10 ~ 70°C (14° ~ 158°F)

Operating Humidity: 5% ~ 95% (Non-condensing)

Storage Temperature: -20 ~ 85°C (-4° ~ 185°F)

OS Supported: Windows 98/Me/NT/2000/XP/2003, Linux RedHat Enterprise 4.0 (2.6.9)/RedHat Enterprise 3.0 (2.4.21)/RedHat 9.0 (2.4.20)/RedHat 8.0 (2.4.18)/RedHat 7.3 (2.4.18)/RedHat 7.2 (2.4.7)/FC5(2.6.16)/FC3(2.6.9)/FC2(2.6.5)/FC1(2.4.22)/Mandrake 10.1(2.6.8)/Mandrake 9.2 (2.4.22)

Regulatory Approvals

EMI: FCC, CE

Warranty: 5 years

Industrial PoE Switch
IP67/68 Ethernet Switch
Rackmount Managed Switch
Gigabit Switch
Redundant Switch
Entry-Level Switch
Networking Computer
Communication Computer
Ethernet I/O Server
Serial Device Server
Media Converter
Multiport Serial Card
SFP Module
Din Rail Power Supply

Pin Assignments

RS-422/485 DB9 Male

RS-422		RS-485 4Wires		RS-485 2Wires	
Pin No.	Signal	Pin No.	Signal	Pin No.	Signal
1	TxD-(A)	1	TxD-(A)	1	Data-(A)
2	TxD+(B)	2	TxD+(B)	2	Data+(B)
3	RxD+(B)	3	RxD+(B)	3	
4	RxD-(A)	4	RxD-(A)	4	
5	GND	5	GND	5	GND
6	RTS-(A)	6		6	
7	RTS+(B)	7		7	
8	CTS+(B)	8		8	
9	CTS-(A)	9		9	

RS-422/485 DB25 Male

RS-422		RS-485 4Wires		RS-485 2Wires	
Pin No.	Signal	Pin No.	Signal	Pin No.	Signal
2	RxD+(B)	2	RxD+(B)	2	
3	TxD+(B)	3	TxD+(B)	3	Data+(B)
4	RTS+(B)	4		4	
5	CTS+(B)	5		5	
6	RTS-(A)	6		6	
7	GND	7	GND	7	GND
8	TxD-(A)	8	TxD-(A)	8	Data-(A)
20	RxD-(A)	20	RxD-(A)	20	
22	CTS-(A)	22		22	

Ordering Information

JetCard 1404 4-port RS-422/485 Universal PCI Card

Includes:

- 4-port RS-422/485 Card
- Quick Installation Guide
- Documentation and Software CD-ROM

JetCard 1404i 4-port RS-422/485 Isolated Universal PCI Card

Includes:

- 4-port RS-422/485 Card
- Quick Installation Guide
- Documentation and Software CD-ROM

Optional Accessories

CM37M9x4-60

4-port male DB37 to male DB9 connection cable, 60cm

CM37M25x4-60

4-port male DB37 to male DB25 connection cable, 60cm



CM37M9x4-60



CM37M25x4-60



JetCard 1402 / 1402i

2-port RS-422 / 485 Universal PCI Card



- Supports 32-bit Universal PCI bus
- Easy-to-install driver and self-diagnostic utility
- High speed up to 921.6 Kbps
- Built-in 15KV ESD protection
- Automatic Flow Direction Switching Technology
- Supports 128-byte FIFO
- Supports on-board automatic hardware/software flow control
- Supports over current/voltage protection
- Provides 2KV optical isolation (JetCard 1402i only)



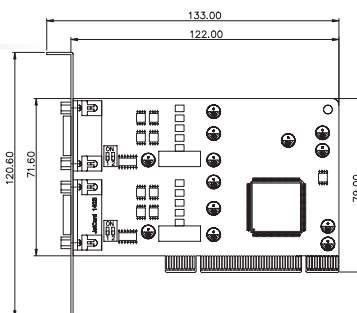
High Performance

JetCard Series use Oxford OXmPCI954 chip, a 2-port Universal Asynchronous Receiver Transmitter, which is well-known for its high performance. Each UART channel in the JetCard offers data transmission speed up to 921.6 Kbps, and bi-directional 128-byte FIFO for each port. Deep FIFO can reduce the CPU's loading, saving CPU's resources for other important tasks. This chip also allows JetCard to be compatible with the widely-used industry-standard 16C950 devices and PCI bus.

In addition to high speed of 921.6 Kbps and 128-byte FIFO, Oxford chip also equips JetCard with on-board flow control function. Instead of using a driver on the PC to control the traffic flow, JetCard uses the on-board flow control function to reacts directly without waiting for the PC to respond. In this way, the respond time and CPU's loading can be largely reduced, greatly enhancing your system's performance. You can either choose software flow

control, which uses Tx and Rx to send/ receive XON/XOFF signals, or select hardware flow control, which uses CTS#/RTS# to send/ receive the signals. The flow control function is to prevent FIFO from overflow. JetCard is ideally suitable for PC applications, enabling PC users to take advantage of the maximum performance of analog modem or ISDN terminal adapters. JetCard is also suitable for any communications that require high speed RS-232/RS-422/RS-485 interfaces. JetCard 1402 also comes with on-board Automatic Flow Direction Switching Technology. Under a multi-drop 2-wire RS-485 mode, the timing for switching between Idle Mode (data not being transmitted) and Active mode (data being transmitted) must be precise and accurate. With this technology, JetCard can effectively increase RS-485 transmission performance, and largely relieve the PC from the burden of using the driver to switch modes.

Dimensions



Specification

Interface

Bus Interface: 32-bit Universal PCI

Number of Ports: 2

Max. Number of Boards: 4

IRQ: Assigned by PCI plug and play

Data Bits: 5, 6, 7, 8

Stop Bits: 1, 1.5, 2

Parity Bits: None, Even, Odd, Space, Mark

RS-422 Signals:

Tx+, Tx-, Rx+, Rx-, RTS+, RTS-, CTS+, CTS-, GND

RS-485 (4-wire) Signals: Tx+, Tx-, Rx+, Rx-, GND

RS-485 (2-wire) Signals: Data+, Data-, GND

RS-485 Data Control: On-chip Automatic Data Flow Direction Switching Technology (2-wire)

Isolation Protection: 2 KV Optical Isolation

(JetCard 1402i only)

Hardware

Communication Controller: 16C950 compatible (OXFORD)

Board Connector: DB9 Male x 2

Performance

FIFO Size: 128 Bytes

Speed: 50 bps to 921.6 Kbps

Surge Protection: Embedded 15KV ESD Surge Protection

Terminator: Built-in termination resistor

Power Requirements

Power Consumption(JetCard 1402): 550 mA (+5 V)

Power Consumption(JetCard 1402i): 590 mA (+5 V)

Mechanical

Dimensions: 120 x 80 mm

Environmental

Operating Temperature: -10 ~ 70°C (14 ~ 158°F)

Operating Humidity: 5% ~ 95% (Non-condensing)

Storage Temperature: -20 ~ 85°C (-4 ~ 185°F)

OS Supported: Windows 98/Me/NT/2000/XP/2003, Linux RedHat Enterprise 4.0 (2.6.9)/RedHat Enterprise 3.0 (2.4.21)/RedHat 9.0 (2.4.20)/RedHat 8.0 (2.4.18)/RedHat 7.3 (2.4.18)/RedHat 7.2 (2.4.7)/FC5(2.6.16)/FC3(2.6.9)/FC2(2.6.5)/FC1(2.4.22)/Mandrake 10.1(2.6.8)/Mandrake 9.2 (2.4.22)

Regulatory Approvals

EMI: FCC, CE

Warranty: 5 years

Industrial PoE Switch
IP67/68 Ethernet Switch
Rackmount Managed Switch
Gigabit Switch
Redundant Switch
Entry-Level Switch
Networking Computer
Communication Computer
Ethernet I/O Server
Serial Device Server
Media Converter
Multiport Serial Card
SFP Module
Din Rail Power Supply

Pin Assignments

RS-422/485 DB9 Male

RS-422		RS-485 4Wires		RS-485 2Wires	
Pin No.	Signal	Pin No.	Signal	Pin No.	Signal
1	TxD-(A)	1	TxD-(A)	1	Data-(A)
2	TxD+(B)	2	TxD+(B)	2	Data+(B)
3	RxD+(B)	3	RxD+(B)	3	
4	RxD-(A)	4	RxD-(A)	4	
5	GND	5	GND	5	GND
6	RTS-(A)	6		6	
7	RTS+(B)	7		7	
8	CTS+(B)	8		8	
9	CTS-(A)	9		9	

RS-422/485 DB25 Male

RS-422		RS-485 4Wires		RS-485 2Wires	
Pin No.	Signal	Pin No.	Signal	Pin No.	Signal
2	RxD+(B)	2	RxD+(B)	2	
3	TxD+(B)	3	TxD+(B)	3	Data+(B)
4	RTS+(B)	4		4	
5	CTS+(B)	5		5	
6	RTS-(A)	6		6	
7	GND	7	GND	7	GND
8	TxD-(A)	8	TxD-(A)	8	Data-(A)
20	RxD-(A)	20	RxD-(A)	20	
22	CTS-(A)	22		22	

Ordering Information

JetCard 1402 2-port RS-422/485 Universal PCI Card

Includes:

- 2-port RS-422/485 Card
- Quick Installation Guide
- Documentation and Software CD-ROM

JetCard 1402i 2-port RS-422/485 Isolated Universal PCI Card

Includes:

- 4-port RS-422/485 Card
- Quick Installation Guide
- Documentation and Software CD-ROM

STEADYTEC Light Duty RJ45 Plug

STX IP20 Light Duty RJ45 plug Cat.6, AWG22-26, Telegartner



- Light Duty Field RJ-45 Plug
- Solid upper clip makes closely connection to the patch panels
- AWG22-26 CAT5E/CAT6 accepted
- Easily be assembled on-site without any special tools
- Professional wiring for anti-shaking applications

Overview

Korenix recommends the STEADYTEC Light Duty RJ45 plug as the connector solution for the industrial environment. The RJ45 plug is designed for field sites where the ordinary RJ45 cable is easily or possibly affected by unexpected shaking. The RJ45 plug can support standard or solid wire cable AWG22-26, while the maximum cable diameter is 8.5 mm. The RJ45 plug can easily be assembled on-site without any special tools. The solid upper clip makes firm connection to the patch panels, switches...etc. With this RJ45 plug, users do not need IP67 switch, but still can construct professional wiring, especially for the transportation, factory automation as well as industrial applications.



Specification

	STX RJ45 Plug AWG22-26
Mechanical Characteristics	
Insertion Force	<100 N
Durability(Mating Cycles)	>750
Lead Strength	50N
Material: Contacts	CuSn
Material: Contact Finish	0.75 μ m AU to 2 μ m Ni
Material: Connector Housing	Zinc Diecast
Material: Insertion	PA
Material: Cable boot	PA
Mating Requirements Cu-conductor Diameter: Solid	0.4~0.64 mm
Mating Requirements Cu-conductor Diameter: Strabded	0.48~0.76 mm
Core Diameter	Bis 1.6 mm
Overall Cable Diameter	5.5~8.5 mm
Crimp Tool	Tool-free Assembly
Climatic Characteristics	
Temperature Range	-40~80°C
Electrical Characteristics	
Contact Resistance	<20 M Ω
Insulation Resistance	>500 M Ω
Voltage Proof: Contact-contact	>1000 V
Voltage Proof: Contact-shield	>1500 V
Working Current at 50°C	1 A
Standards	
Certification	Din En 60603-7-5

Korenix Industrial Product Selection Guide - SFP 100Mbps



SFP100MM
SFP100MM -w

SFP100SM30
SFP100SM30 -w

SFP100SM60
SFP100SM60-w

100Mbps SFP for JetNet 5628G / 5010G / 5008G-P / 4510 / 4010

Fiber Transceiver & Application	Multi-mode Fast Ethernet / 2KM	Single-mode Fast Ethernet / 30KM	Single-mode Fast Ethernet / 60KM
Wave-length	1310nm	1310nm	1310nm
Tx Power	-20dBm(Min)~ -14dBm(Max)	-15dBm(Min)~ -8dBm(Max)	-5dBm(Min)~ -0dBm(Max)
Rx Sensitivity	-8dBm ~ -31dBm(Max)	0dBm ~ -34dBm(Max)	0dBm ~ -35dBm(Max)
Linkbudget	11dB	19dB	30dB
Operation Temperature	-10°C~70°C -40°C~85°C (W)	-10°C~70°C -40°C~85°C (W)	-10°C~70°C -40°C~85°C (W)
Storage Temperature	-40°C~85°C	-40°C~85°C	-40°C~85°C
Operating Humidity	85%	85%	85%



SFP100SM80
SFP100SM80-w

SFP100SM100
SFP100SM100-w

SFP100SM120
SFP100SM120 -w

100Mbps SFP for JetNet 5628G / 5010G / 5008G-P / 4510 / 4010

Fiber Transceiver & Application	Single-mode Fast Ethernet / 80KM	Single-mode Fast Ethernet / 100KM	Single-mode Fast Ethernet / 120KM
Wave-length	1310nm	1550nm	1550nm
Tx Power	0dBm(Min)~ 5dBm(Max)	-5dBm(Min)~ 0dBm(Max)	0dBm(Min)~ 5dBm(Max)
Rx Sensitivity	0dBm ~ -36dBm(Max)	0dBm ~ -35dBm(Max)	0dBm ~ -35dBm(Max)
Linkbudget	36dB	30dB	35dB
Operation Temperature	-10°C~70°C -40°C~85°C (W)	-10°C~70°C -40°C~85°C (W)	-10°C~70°C -40°C~85°C (W)
Storage Temperature	-40°C~85°C	-40°C~85°C	-40°C~85°C
Operating Humidity	85%	85%	85%

Industrial
PoE Switch

IP67/68
Ethernet Switch

Rackmount
Managed
Switch

Gigabit Switch

Redundant
Switch

Entry-Level
Switch

Networking
Computer

Communication
Computer

Ethernet
I/O Server

Serial Device
Server

Media
Converter

Multiport
Serial Card

SFP Module

Din Rail
Power Supply

Korenix Industrial Product Selection Guide - SFP 100Mbps BIDI/WDM



SFP100SM20B13
SFP100SM20B13-W

SFP100SM20B15
SFP100SM20B15-W

SFP100SM40B13
SFP100SM40B13-W

100Mbps SFP for JetNet 5628G / 5010G / 5008G-P / 4510 / 4010

Fiber Transceiver & Application	Single-mode 100Mbps BIDI/WDM, 20km	Single-mode 100Mbps BIDI/WDM, 20km	Single-mode 100Mbps BIDI/WDM, 40km
Wave-length	TX 1310nm, RX 1550nm	TX 1550nm, RX 1310nm	TX 1310nm, RX 1550nm
Tx Power	-14dBm(Min)~ -8dBm(Max)	-14dBm(Min)~ -8dBm(Max)	-8dBm(Min)~ 0dBm(Max)
Rx Sensitivity	0dBm ~ -32dBm(Max)	0dBm ~ -32dBm(Max)	0dBm ~ -34dBm(Max)
Linkbudget	18dB	18dB	26dB
Operation Temperature	-10°C~70°C -40°C~85°C (W)	-10°C~70°C -40°C~85°C (W)	-10°C~70°C -40°C~85°C (W)
Storage Temperature	-40°C~85°C	-40°C~85°C	-40°C~85°C
Operating Humidity	85%	85%	85%



SFP100SM40B15
SFP100SM40B15-W

SFP100SM60B13
SFP100SM60B13-W

SFP100SM60B15
SFP100SM60B15-W

100Mbps SFP for JetNet 5628G / 5010G / 5008G-P / 4510 / 4010

Fiber Transceiver & Application	Single-mode 100Mbps BIDI/WDM, 40km	Single-mode 100Mbps BIDI/WDM, 60km	Single-mode 100Mbps BIDI/WDM, 60km
Wave-length	TX 1550nm, RX 1310nm	TX 1310nm, RX 1550nm	TX 1550nm, RX 1310nm
Tx Power	-8dBm(Min)~ 0dBm(Max)	-5dBm(Min)~ 0dBm(Max)	-5dBm(Min)~ 0dBm(Max)
Rx Sensitivity	0dBm ~ -34dBm(Max)	0dBm ~ -34dBm(Max)	0dBm ~ -34dBm(Max)
Linkbudget	26dB	29dB	29dB
Operation Temperature	-10°C~70°C -40°C~85°C (W)	-10°C~70°C -40°C~85°C (W)	-10°C~70°C -40°C~85°C (W)
Storage Temperature	-40°C~85°C	-40°C~85°C	-40°C~85°C
Operating Humidity	85%	85%	85%

Korenix Industrial Product Selection Guide - SFP Gigabit



SFPGSX
SFPGSX-w

SFPGSX2
SFPGSX2-w

SFPGLX10
SFPGLX10-W

Gigabit SFP for JetNet 5628G / 5228G / 5010G / 5008G-P / 3018G / 3010G / JetCon 3401G

Fiber Transceiver & Application	Multi-mode 1000Base-SX, 550m	Multi-mode 1000Base-SX / 2KM	Single-mode 1000Base-LX / 10KM
Wave-length	850nm	1310nm	1310nm
Tx Power	-9.5dBm(Min)~ -4dBm(Max)	-9dBm(Min)~ -1dBm(Max)	-9.5dBm(Min)~ -3dBm(Max)
Rx Sensitivity	0dBm ~ -18dBm(Max)	-1dBm ~ -19dBm(Max)	-3dBm ~ -20dBm(Max)
Linkbudget	8.5dB	10dB	10.5dB
Operation Temperature	-10°C~70°C -20°C~85°C (W)	-10°C~70°C -40°C~85°C (W)	-10°C~70°C -40°C~85°C (W)
Storage Temperature	-40°C~85°C	-40°C~85°C	-40°C~85°C
Operating Humidity	85%	85%	85%



SFPGLHX30
SFPGLHX30-w

SFPGX50
SFPGX50-w

SFPGX70
SFPGX70-W

Gigabit SFP for JetNet 5628G / 5228G / 5010G / 5008G-P / 3018G / 3010G / JetCon 3401G

Fiber Transceiver & Application	Single-mode 1000Base-LHX / 30KM	Single-mode 1000Base-XD / 50KM	Single-mode 1000Base-ZX / 70KM
Wave-length	1310nm	1550nm	1550nm
Tx Power	-4dBm(Min)~ 1dBm(Max)	-4dBm(Min)~ 1dBm(Max)	0dBm(Min)~ 5dBm(Max)
Rx Sensitivity	-3dBm ~ -24dBm(Max)	-3dBm ~ -24dBm(Max)	-3dBm ~ -24dBm(Max)
Linkbudget	20dB	20dB	24dB
Operation Temperature	-10°C~70°C -40°C~85°C (W)	-10°C~70°C -40°C~85°C (W)	-10°C~70°C -40°C~85°C (W)
Storage Temperature	-40°C~85°C	-40°C~85°C	-40°C~85°C
Operating Humidity	85%	85%	85%

Industrial
PoE Switch

IP67/68
Ethernet Switch

Rackmount
Managed
Switch

Gigabit Switch

Redundant
Switch

Entry-Level
Switch

Networking
Computer

Communication
Computer

Ethernet
I/O Server

Serial Device
Server

Media
Converter

Multiport
Serial Card

SFP Module

Din Rail
Power Supply

Korenix Industrial Product Selection Guide - SFP Gigabit BIDI/WDM



SFPGLX10B13
SFPGLX10B13-w

SFPGLX10B15
SFPGLX10B15-w

SFPGLX20B13
SFPGLX20B13-w

SFPGLX20B15
SFPGLX20B15-w

Gigabit BIDI SFP Special Order for JetNet 5628G / 5228G / 5010G / 5008G-PW / 3018G / 3010G / JetCon 3401G

Fiber Transceiver & Application	Single-mode 1000Base-LX / 10KM	Single-mode 1000Base-LX / 10KM	Single-mode 1000Base-LX / 20KM	Single-mode 1000Base-LX / 20KM
Wave-length	TX 1310nm, RX 1550nm	TX 1550nm, RX 1310nm	TX 1310nm, RX 1550nm	TX 1550nm, RX 1310nm
Tx Power	-9dBm(Min)~ -3dBm(Max)	-9dBm(Min)~ -3dBm(Max)	-8dBm(Min)~ -2dBm(Max)	-8dBm(Min)~ -2dBm(Max)
Rx Sensitivity	-1dBm ~ -21dBm(Max)	-1dBm ~ -21dBm(Max)	-1dBm ~ -23dBm(Max)	-1dBm ~ -23dBm(Max)
Linkbudget	12dB	12dB	15dB	15dB
Operation Temperature	-10°C~70°C -40°C~85°C (W)	-10°C~70°C -40°C~85°C (W)	-10°C~70°C -40°C~85°C (W)	-10°C~70°C -40°C~85°C (W)
Storage Temperature	-40°C~85°C	-40°C~85°C	-40°C~85°C	-40°C~85°C
Operating Humidity	85%	85%	85%	85%



SFPGLX40B13
SFPGLX40B13-w

SFPGLX40B15
SFPGLX40B15-w

SFPGLX60B13

SFPGLX60B15

Gigabit BIDI SFP Special Order for JetNet 5628G / 5228G / 5010G / 5008G-PW / 3018G / 3010G / JetCon 3401G

Fiber Transceiver & Application	Single-mode 1000Base-LX / 40KM	Single-mode 1000Base-LX / 40KM	Single-mode 1000Base-LX / 60KM	Single-mode 1000Base-LX / 20KM
Wave-length	TX 1310nm, RX 1550nm	TX 1550nm, RX 1310nm	TX 1310nm, RX 1550nm	TX 1550nm, RX 1310nm
Tx Power	-3dBm(Min)~ 2dBm(Max)	-3dBm(Min)~ 2dBm(Max)	-2dBm(Min)~ 4dBm(Max)	-2dBm(Min)~ 4dBm(Max)
Rx Sensitivity	-1dBm ~ -23dBm(Max)	-1dBm ~ -23dBm(Max)	-1dBm ~ -25dBm(Max)	-1dBm ~ -25dBm(Max)
Linkbudget	20dB	20dB	23dB	23dB
Operation Temperature	-10°C~70°C -40°C~85°C (W)	-10°C~70°C -40°C~85°C (W)	-10°C~70°C	-10°C~70°C
Storage Temperature	-40°C~85°C	-40°C~85°C	-40°C~85°C	-40°C~85°C
Operating Humidity	85%	85%	85%	85%

Korenix Industrial Product Selection Guide - Industrial Power Supply

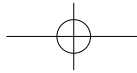


- Universal AC input/Full range
- Protections: Short circuit / Overload / Over voltage / Over temperature
- Cooling by free air convection
- Can be installed on DIN rail TS-35/7.5 or 15
- UL 508(industrial control equipment)approved
- LED indicator for power on
- 100% full load burn-in test
- Fix switching frequency at 100KHz
- 3 years warranty

- Industrial PoE Switch
- IP67/68 Ethernet Switch
- Rackmount Managed Switch
- Gigabit Switch
- Redundant Switch
- Entry-Level Switch
- Networking Computer
- Communication Computer
- Ethernet I/O Server
- Serial Device Server
- Media Converter
- Multiport Serial Card
- SFP Module
- Din Rail Power Supply

SPECIFICATION

MODEL	DR-4524	
OUTPUT	DC VOLTAGE	24V
	RATED CURRENT	2A
	CURRENT RANGE	0 ~ 2A
	RATED POWER	48W
	RIPPLE & NOISE (max.) Note.2	480mVp-p
	VOLTAGE ADJ. RANGE	21.6 ~ 26.4V
	VOLTAGE TOLERANCE Note.3	± 1.0%
	LINE REGULATION	± 1.0%
	LOAD REGULATION	± 1.0%
	SETUP, RISE TIME	800ms, 60ms/230VAC at full load
HOLD UP TIME (Typ.)	100ms/230VAC at full load	
INPUT	VOLTAGE RANGE	85 ~ 264VAC 120 ~ 370VDC
	FREQUENCY RANGE	47 ~ 63Hz
	EFFICIENCY (Typ.)	80%
	AC CURRENT (Typ.)	1.5A/115VAC 0.75A/230VAC
	INRUSH CURRENT (Typ.)	COLD START 28A/115VAC 56A/230VAC
	LEAKAGE CURRENT	<1mA / 240VAC
PROTECTION	OVERLOAD	105 ~ 150% rated output power Protection type : Constant current limiting, recovers automatically after fault condition is removed
	OVER VOLTAGE	27.6 ~ 32.4V Protection type : Shut off o/p voltage, clamping by zener diode
	OVER TEMPERATURE	Tj 135°C typically (U1) detect on heat sink of power transistor Protection type : Shut down o/p voltage, re-power on to recover
ENVIRONMENT	WORKING TEMP.	-10 ~ +50°C (Refer to output load derating curve)
	WORKING HUMIDITY	20 ~ 90% RH non-condensing
	STORAGE TEMP., HUMIDITY	-20 ~ +85°C, 10 ~ 95% RH
	TEMP. COEFFICIENT	±0.03%/°C (0 ~ 50°C)
	VIBRATION	10 ~ 500Hz, 2G 10min./1cycle, period for 60min. each along X, Y, Z axes; Mounting: Compliance to IEC60068-2-6
SAFETY & EMC (Note 4)	SAFETY STANDARDS	UL508, TUV EN60950-1 approved
	WITHSTAND VOLTAGE	I/P-O/P:3KVAC I/P-FG:1.5KVAC O/P-FG:0.5KVAC
	ISOLATION RESISTANCE	I/P-O/P, I/P-FG, O/P-FG:100M Ohms/500VDC
	EMI CONDUCTION & RADIATION	Compliance to EN55011, EN55022 (CISPR22) Class B
	HARMONIC CURRENT	Compliance to EN61000-3-2,-3
OTHERS	EMs IMMUNITY	Compliance to EN61000-4-2,3,4,5,6,8,11, ENV50204, EN55024, EN61000-6-2 (EN50082-2), heavy industry level, criteria A
	MTBF	364.6K hrs min. MIL-HDBK-217F (25°C)
	DIMENSION	93*78*67mm (L*W*H)
	PACKING	0.31Kg; 48pcs/16.1Kg/1.3CUFT
NOTE	1. All parameters NOT specially mentioned are measured at 230VAC input, rated load and 25°C of ambient temperature. 2. Ripple & noise are measured at 20MHz of bandwidth by using a 12" twisted pair-wire terminated with a 0.1uF & 47uF parallel capacitor. 3. Tolerance : includes set up tolerance, line regulation and load regulation. 4. The power supply is considered a component which will be installed into a final equipment. The final equipment must be re-confirmed that it still meets EMC directives.	



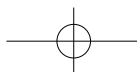
Korenix Industrial Product Selection Guide - Industrial Power Supply



- Universal AC input / Full range
- Protections: Short circuit / Overload / Over voltage / Over temperature
- Cooling by free air convection
- Can be installed on DIN rail TS-35/7.5 or 15
- UL 508(industrial control equipment)approved
- LED indicator for power on
- 100% full load burn-in test
- Fix switching frequency at 50KHz
- 3 years warranty

SPECIFICATION

MODEL	DR-75-24	DR-75-48	
OUTPUT	DC VOLTAGE	24V	48V
	RATED CURRENT	3.2A	1.6A
	CURRENT RANGE	0 ~ 3.2A	0 ~ 1.6A
	RATED POWER	76.8W	76.8W
	RIPPLE & NOISE (max.) Note.2	150mVp-p	240mVp-p
	VOLTAGE ADJ. RANGE	24 ~ 28V	48 ~ 53V
	VOLTAGE TOLERANCE Note.3	± 1.0%	± 1.0%
	LINE REGULATION	± 0.5%	± 0.5%
	LOAD REGULATION	± 1.0%	± 1.0%
	SETUP, RISE TIME	1000ms, 60ms/230VAC	1800ms, 60ms/115VAC at full load
HOLD UP TIME (Typ.)	60ms/230VAC	12ms/115VAC at full load	
INPUT	VOLTAGE RANGE	85 ~ 264VAC	120 ~ 370VDC
	FREQUENCY RANGE	47 ~ 63Hz	
	EFFICIENCY (Typ.)	80%	81%
	AC CURRENT (Typ.)	1.6A/115V	0.96A/230V
	INRUSH CURRENT (Typ.)	COLD START 20A/115VAC	40A/230VAC
LEAKAGE CURRENT	<1mA / 240VAC		
PROTECTION	OVERLOAD	105 ~ 150% rated output power Protection type : Constant current limiting, recovers automatically after fault condition is removed	
	OVER VOLTAGE	29 ~ 34V	58 ~ 65V
	OVER TEMPERATURE	85°C ~ 5°C (TSW1) detect on heat sink of power transistor Protection type : Shut down o/p voltage, recovers automatically after temperature goes down	
ENVIRONMENT	WORKING TEMP.	-10 ~ +60°C (Refer to output load derating curve)	
	WORKING HUMIDITY	20 ~ 90% RH non-condensing	
	STORAGE TEMP., HUMIDITY	-20 ~ +85°C, 10 ~ 95% RH	
	TEMP. COEFFICIENT	±0.03%/°C (0 ~ 50°C)	
	VIBRATION	10 ~ 500Hz, 2G 10min./1cycle, period for 60min. each along X, Y, Z axes; Mounting: Compliance to IEC60068-2-6	
SAFETY & EMC (Note 4)	SAFETY STANDARDS	UL508, TUV EN60950-1 approved	
	WITHSTAND VOLTAGE	I/P-O/P:3KVAC I/P-FG:1.5KVAC O/P-FG:0.5KVAC	
	ISOLATION RESISTANCE	I/P-O/P, I/P-FG, O/P-FG:100M Ohms/500VDC	
	EMI CONDUCTION & RADIATION	Compliance to EN55011, EN55022 (CISPR22) Class B	
	HARMONIC CURRENT	Compliance to EN61000-3-2,-3	
OTHERS	EMS IMMUNITY	Compliance to EN61000-4-2,3,4,5,6,8,11, ENV50204, EN55024, EN61000-6-2 (EN50082-2), heavy industry level, criteria A	
	MTBF	123.1K hrs min. MIL-HDBK-217F (25°C)	
	DIMENSION	55.5*125.2*100mm (W*H*D)	
NOTE	PACKING 0.6Kg; 20pcs/13Kg/1.29CUFT		
NOTE	<p>1. All parameters NOT specially mentioned are measured at 230VAC input, rated load and 25°C of ambient temperature.</p> <p>2. Ripple & noise are measured at 20MHz of bandwidth by using a 12" twisted pair-wire terminated with a 0.1uf & 47uf parallel capacitor.</p> <p>3. Tolerance : includes set up tolerance, line regulation and load regulation.</p> <p>4. The power supply is considered a component which will be installed into a final equipment. The final equipment must be re-confirmed that it still meets EMC directives.</p>		



Korenix Industrial Product Selection Guide - Industrial Power Supply



- AC input range selectable by switch
- Protections: Short circuit / Overload / Over voltage / Over temperature
- Cooling by free air convection
- Can be installed on DIN rail TS-35/7.5 or 15
- UL 508(industrial control equipment)approved
- LED indicator for power on
- 100% full load burn-in test
- Fixed switching frequency at 55KHz
- 3 years warranty

Industrial
PoE Switch

IP67/68
Ethernet Switch

Rackmount
Managed
Switch

Gigabit Switch

Redundant
Switch

Entry-Level
Switch

Networking
Computer

Communication
Computer

Ethernet
I/O Server

Serial Device
Server

Media
Converter

Multiport
Serial Card

SFP Module

Din Rail
Power Supply

SPECIFICATION

MODEL		DR-120-24
OUTPUT	DC VOLTAGE	24V
	RATED CURRENT	5A
	CURRENT RANGE	0 ~ 5A
	RATED POWER	120W
	RIPPLE & NOISE (max.) Note.2	80mVp-p
	VOLTAGE ADJ. RANGE	24 ~ 28V
	VOLTAGE TOLERANCE Note.3	± 1.0%
	LINE REGULATION	± 0.5%
	LOAD REGULATION	± 1.0%
	SETUP, RISE TIME	500ms, 70ms/230VAC 500ms, 70ms/115VAC at full load
HOLD UP TIME (Typ.)	36ms/230VAC 32ms/115VAC at full load	
INPUT	VOLTAGE RANGE	88 ~ 132VAC/176 ~ 264VAC by switch 248 ~ 370VDC
	FREQUENCY RANGE	47 ~ 63Hz
	EFFICIENCY (Typ.)	84%
	AC CURRENT (Typ.)	2.6A/115VAC 1.6A/230VAC
	INRUSH CURRENT (Typ.)	COLD START 20A/115VAC 40A/230VAC
LEAKAGE CURRENT	<3.5mA / 240VAC	
PROTECTION	OVERLOAD	105 ~ 150% rated output power Protection type : Constant current limiting, recovers automatically after fault condition is removed
	OVER VOLTAGE	29 ~ 33V Protection type : Shut down o/p voltage, re-power on to recover
	OVER TEMPERATURE	90°C ±5°C (TSW1) Protection type : Shut down o/p voltage, recovers automatically after temperature goes down
ENVIRONMENT	WORKING TEMP.	-10 ~ +60°C (Refer to output load derating curve)
	WORKING HUMIDITY	20 ~ 90% RH non-condensing
	STORAGE TEMP., HUMIDITY	-20 ~ +85°C, 10 ~ 95% RH
	TEMP. COEFFICIENT	±0.03%/°C (0 ~ 50°C)
SAFETY & EMC (Note 4)	VIBRATION	10 ~ 500Hz, 2G 10min./1cycle, 60min. each along X, Y, Z axes; Mounting: Compliance to IEC60068-2-6
	SAFETY STANDARDS	UL508, UL60950-1, TUV EN60950-1 approved
	WITHSTAND VOLTAGE	I/P-O/P:3KVAC I/P-FG:1.5KVAC O/P-FG:0.5KVAC
	ISOLATION RESISTANCE	I/P-O/P, I/P-FG, O/P-FG:100M Ohms/500VDC
	EMI CONDUCTION & RADIATION	Compliance to EN55011, EN55022 (CISPR22) Class B
	HARMONIC CURRENT	Compliance to EN61000-3-2, -3
	EMS IMMUNITY	Compliance to EN61000-4-2, 3, 4, 5, 6, 8, 11, ENV50204, EN55024, EN61000-6-2 (EN50082-2), heavy industry level, criteria A
OTHERS	MTBF	136.8Khrs min. MIL-HDBK-217F (25°C)
	DIMENSION	65.5*125.2*100mm (W*H*D)
	PACKING	0.79Kg; 20pcs/16.5Kg/1.29CUFT
NOTE	1. All parameters NOT specially mentioned are measured at 230VAC input, rated load and 25°C of ambient temperature. 2. Ripple & noise are measured at 20MHz of bandwidth by using a 12" twisted pair-wire terminated with a 0.1uf & 47uf parallel capacitor. 3. Tolerance : includes set up tolerance, line regulation and load regulation. 4. The power supply is considered a component which will be installed into a final equipment. The final equipment must be re-confirmed that it still meets EMC directives.	

Korenix Industrial Product Selection Guide - Industrial Power Supply



- Universal AC input / Full range
- Built in active PFC function
- Protections: Short circuit / Overload / Over voltage / Over temperature
- Cooling by free air convection
- Can be installed on DIN rail TS-35/7.5 or 15
- UL 508(industrial control equipment)approved
- LED indicator for power on
- 100% full load burn-in test
- Fixed switching frequency at 100KHz
- 3 years warranty

SPECIFICATION

MODEL		DRP-240-24		
OUTPUT	DC VOLTAGE	24V		
	RATED CURRENT	10A		
	CURRENT RANGE	0 ~ 10A		
	RATED POWER	240W		
	RIPPLE & NOISE (max.) Note.2	80mVp-p		
	VOLTAGE ADJ. RANGE	24 ~ 28V		
	VOLTAGE TOLERANCE Note.3	± 1.0%		
	LINE REGULATION	± 0.5%		
	LOAD REGULATION	± 1.0%		
	SETUP, RISE TIME	800ms, 40ms/230VAC	800ms, 40ms/115VAC at full load	
HOLD UP TIME (Typ.)	24ms/230VAC	24ms/115VAC at full load		
INPUT	VOLTAGE RANGE Note.5	85 ~ 264VAC	120 ~ 370VDC	
	FREQUENCY RANGE	47 ~ 63Hz		
	POWER FACTOR (Typ.)	0.96/230VAC	0.99/115VAC at full load	
	EFFICIENCY (Typ.)	84%		
	AC CURRENT (Typ.)	2.8A/115VAC	1.4A/230VAC	
	INRUSH CURRENT (Typ.)	COLD START 27A/115VAC	45A/230VAC	
	LEAKAGE CURRENT	<3.5mA / 240VAC		
PROTECTION	OVERLOAD	105 ~ 150% rated output power Protection type : Constant current limiting, recovers automatically after fault condition is removed		
	OVER VOLTAGE	30 ~ 36V Protection type : Shut down o/p voltage, re-power on to recover		
	OVER TEMPERATURE	100°C ±5°C (TSW1)detect on heat sink of power transistor Protection type : Shut down o/p voltage, recovers automatically after temperature goes down		
ENVIRONMENT	WORKING TEMP.	-10 ~ +70°C (Refer to output load derating curve)		
	WORKING HUMIDITY	20 ~ 90% RH non-condensing		
	STORAGE TEMP, HUMIDITY	-20 ~ +85°C, 10 ~ 95% RH		
	TEMP. COEFFICIENT	±0.03%/°C (0 ~ 50°C)		
	VIBRATION	10 ~ 500Hz, 2G 10min./1cycle, 60min. each along X, Y, Z axes; Mounting: Compliance to IEC60068-2-6		
SAFETY & EMC (Note 4)	SAFETY STANDARDS	UL508, UL60950-1, TUV EN60950-1 approved		
	WITHSTAND VOLTAGE	I/P-O/P:3KVAC I/P-FG:1.5KVAC O/P-FG:0.5KVAC		
	ISOLATION RESISTANCE	I/P-O/P, I/P-FG, O/P-FG:100M Ohms/500VDC		
	EMI CONDUCTION & RADIATION	Compliance to EN55011,EN55022 (CISPR22) Class B		
	HARMONIC CURRENT	Compliance to EN61000-3-2,-3		
OTHERS	EMSI IMMUNITY	Compliance to EN61000-4-2,3,4,5,6,8,11, ENV50204, EN55024, EN61000-6-2 (EN50082-2), heavy industry level, criteria A		
	MTBF	105.5Khrs min. MIL-HDBK-217F (25°C)		
	DIMENSION	125.5*125.2*100mm (W*H*D)		
	PACKING	1.2Kg; 12pcs/15.5Kg/1.29CUFT		
NOTE	1. All parameters NOT specially mentioned are measured at 230VAC input, rated load and 25°C of ambient temperature. 2. Ripple & noise are measured at 20MHz of bandwidth by using a 12" twisted pair-wire terminated with a 0.1uf & 47uf parallel capacitor. 3. Tolerance : includes set up tolerance, line regulation and load regulation. 4. The power supply is considered a component which will be installed into a final equipment. The final equipment must be re-confirmed that it still meets EMC directives. 5. Derating may be needed under low input voltages. Please check the derating curve for more details.			

Korenix Industrial Product Selection Guide - Industrial Power Supply



- AC input range selectable by switch
- Built-in passive PFC function compliance to EN61000-3-2
- High efficiency 89% and low dissipation
- Protections: Short circuit / Overload / Over voltage / Over temperature
- Cooling by free air convection
- Built-in constant current limiting circuit
- Can be installed on DIN rail TS-35/7.5 or 15
- UL 508(industrial control equipment)approved
- EN61000-6-2(EN50082-2) industrial immunity level
- 100% full load burn-in test
- 3 years warranty

Industrial
PoE Switch

IP67/68
Ethernet Switch

Rackmount
Managed
Switch

Gigabit Switch

Redundant
Switch

Entry-Level
Switch

Networking
Computer

Communication
Computer

Ethernet
I/O Server

Serial Device
Server

Media
Converter

Multiport
Serial Card

SFP Module

Din Rail
Power Supply

SPECIFICATION

MODEL	DRP-480S-24	
OUTPUT	DC VOLTAGE	24V
	RATED CURRENT	20A
	CURRENT RANGE	0 ~ 20A
	RATED POWER	480W
	RIPPLE & NOISE (max.) Note.2	120mVp-p
	VOLTAGE ADJ. RANGE	24 ~ 28V
	VOLTAGE TOLERANCE Note.3	±1.0%
	LINE REGULATION	±0.5%
	LOAD REGULATION	±1.0%
	SETUP, RISE TIME	1200ms, 40ms/230VAC, 115VAC at full load
HOLD UP TIME (Typ.)	23ms/230VAC, 115VAC at full load	
INPUT	VOLTAGE RANGE	90 ~ 132VAC/180 ~ 264VAC by switch 254 ~ 370VDC
	FREQUENCY RANGE	47 ~ 63Hz
	POWER FACTOR (Typ.)	≥ 0.7/230VAC only
	EFFICIENCY (Typ.)	89%
	AC CURRENT (Typ.)	8A/115VAC 3.2A/230VAC
	INRUSH CURRENT (Typ.)	COLD START 27A/115VAC 45A/230VAC
LEAKAGE CURRENT	<3.5mA / 240VAC	
PROTECTION	OVERLOAD	105 ~ 150% rated output power Protection type : Constant current limiting, recovers automatically after fault condition is removed
	OVER VOLTAGE	30 ~ 36V Protection type : Shut down o/p voltage, re-power on to recover
	OVER TEMPERATURE	100°C ±5°C (TSW : Detect on heatsink of power switch) Protection type : Shut down o/p voltage, recovers automatically after temperature goes down
ENVIRONMENT	WORKING TEMP.	-20 ~ +70°C (Refer to output load derating curve)
	WORKING HUMIDITY	20 ~ 90% RH non-condensing
	STORAGE TEMP., HUMIDITY	-40 ~ +85°C, 10 ~ 95% RH
	TEMP. COEFFICIENT	±0.03%/°C (0 ~ 50°C)
SAFETY & EMC (Note 4)	VIBRATION	Component: 10 ~ 500Hz, 2G 10min./1cycle, 60min. each along X, Y, Z axes; Mounting: Compliance to IEC60068-2-6
	SAFETY STANDARDS	UL508, UL60950-1, TUV EN60950-1 Approved
	WITHSTAND VOLTAGE	I/P-O/P:3KVAC I/P-FG:1.5KVAC O/P-FG:0.5KVAC
	ISOLATION RESISTANCE	I/P-O/P, I/P-FG, O/P-FG:100M Ohms/500VDC
	EMI CONDUCTION & RADIATION	Compliance to EN55011 (CISPR11), EN55022 (CISPR22), EN61204-3 Class B
	HARMONIC CURRENT	Compliance to EN61000-3-2,-3
OTHERS	EMS IMMUNITY	Compliance to EN61000-4-2,3,4,5,6,8,11, ENV50204, EN61204-3, EN61000-6-2 (EN50082-2) Heavy industry level, criteria A
	MTBF	187.9Khrs min. MIL-HDBK-217F (25°C)
	DIMENSION	227*125.2*100mm (W*H*D)
NOTE	PACKING	2.6Kg; 6pcs / 16.6Kg / 1.75CUFT
	1. All parameters NOT specially mentioned are measured at 230VAC input, rated load and 25°C of ambient temperature. 2. Ripple & noise are measured at 20MHz of bandwidth by using a 12" twisted pair-wire terminated with a 0.1uf & 47uf parallel capacitor. 3. Tolerance : includes set up tolerance, line regulation and load regulation. 4. The power supply is considered a component which will be installed into a final equipment. The final equipment must be re-confirmed that it still meets EMC directives.	

Korenix Industrial Product Selection Guide - Industrial Power Supply



- Universal AC input/Full range
- Protections: Short circuit / Overload / Over voltage
- Cooling by free air convection
- Can be installed on DIN rail TS-35/7.5 or 15
- NEC class 2 / LPS compliant
- Built in DC OK active signal
- LED indicator for power on
- No load power consumption<0.75W
- 100% full load burn-in test
- 3 years warranty

SPECIFICATION

MODEL		MDR-20-24
OUTPUT	DC VOLTAGE	24V
	RATED CURRENT	1A
	CURRENT RANGE	0 ~ 1A
	RATED POWER	24W
	RIPPLE & NOISE (max.) Note.2	150mVp-p
	VOLTAGE ADJ. RANGE	21.6 ~ 26.4V
	VOLTAGE TOLERANCE Note.3	± 1.0%
	LINE REGULATION	± 1.0%
	LOAD REGULATION	± 1.0%
	SETUP, RISE TIME Note.5	500ms, 30ms/230VAC 1000ms, 30ms/115VAC at full load
HOLD UP TIME (Typ.)	50ms/230VAC 20ms/115VAC at full load	
INPUT	VOLTAGE RANGE	85 ~ 264VAC 120 ~ 370VDC
	FREQUENCY RANGE	47 ~ 63Hz
	EFFICIENCY (Typ.)	84%
	AC CURRENT (Typ.)	0.55A/115VAC 0.35A/230VAC
	INRUSH CURRENT (Typ.)	COLD START 20A/115VAC 40A/230VAC
	LEAKAGE CURRENT	<1mA / 240VAC
PROTECTION	OVERLOAD	105 ~ 160% rated output power Protection type : Constant current limiting, recovers automatically after fault condition is removed
	OVER VOLTAGE	27.6 ~ 32.4V Protection type : Shut down o/p voltage, re-power on to recover
FUNCTION	DC OK ACTIVE SIGNAL (max.)	18 ~ 27V / 20mA
ENVIRONMENT	WORKING TEMP.	-20 ~ +70°C (Refer to output load derating curve)
	WORKING HUMIDITY	20 ~ 90% RH non-condensing
	STORAGE TEMP., HUMIDITY	-40 ~ +85°C, 10 ~ 95% RH
	TEMP. COEFFICIENT	±0.03%/°C (0 ~ 50°C)
SAFETY & EMC (Note 4)	VIBRATION	Component:10 ~ 500Hz, 2G 10min./1cycle, 60min. each along X, Y, Z axes; Mounting: Compliance to IEC60068-2-6
	SAFETY STANDARDS	UL508, TUV EN60950-1 approved, NEC class 2 / LPS compliant
	WITHSTAND VOLTAGE	I/P-O/P:3KVAC I/P-FG:1.5KVAC O/P-FG:0.5KVAC
	ISOLATION RESISTANCE	I/P-O/P, I/P-FG, O/P-FG:100M Ohms/500VDC
	EMI CONDUCTION & RADIATION	Compliance to EN55011, EN55022 (CISPR22), EN61204-3 Class B
	HARMONIC CURRENT	Compliance to EN61000-3-2,-3
OTHERS	EMS IMMUNITY	Compliance to EN61000-4-2, 3, 4, 5, 6, 8, 11, ENV50204, EN55024, EN61000-6-1, EN61204-3, light industry level, criteria A
	MTBF	236.9K hrs min. MIL-HDBK-217F (25°C)
	DIMENSION	22.5*90*100mm (W*H*D)
	PACKING	0.19Kg, 72pcs/14.7Kg/0.91CUFT
NOTE	1. All parameters NOT specially mentioned are measured at 230VAC input, rated load and 25°C of ambient temperature. 2. Ripple & noise are measured at 20MHz of bandwidth by using a 12" twisted pair-wire terminated with a 0.1uf & 47uf parallel capacitor. 3. Tolerance : includes set up tolerance, line regulation and load regulation. 4. The power supply is considered a component which will be installed into a final equipment. The final equipment must be re-confirmed that it still meets EMC directives. 5. Length of set up time is measured at cold first start. Turning ON/OFF the power supply may lead to increase of the set up time.	

Korenix Industrial Product Selection Guide - Industrial Power Supply



- Universal AC input/Full range
- Protections: Short circuit / Overload / Over voltage
- Cooling by free air convection
- Can be installed on DIN rail TS-35/7.5 or 15
- NEC class 2 / LPS compliant (12V,24V,48V only)
- LED indicator for power on
- DC OK relay contact
- No load power consumption<0.75W
- 100% full load burn-in test
- 3 years warranty

- Industrial PoE Switch
- IP67/68 Ethernet Switch
- Rackmount Managed Switch
- Gigabit Switch
- Redundant Switch
- Entry-Level Switch
- Networking Computer
- Communication Computer
- Ethernet I/O Server
- Serial Device Server
- Media Converter
- Multiport Serial Card
- SFP Module
- Din Rail Power Supply

SPECIFICATION

MODEL		MDR-40-24
OUTPUT	DC VOLTAGE	24V
	RATED CURRENT	1.7A
	CURRENT RANGE	0 ~ 1.7A
	RATED POWER	40.8W
	RIPPLE & NOISE (max.) Note.2	150mVp-p
	VOLTAGE ADJ. RANGE	24 ~ 30V
	VOLTAGE TOLERANCE Note.3	± 1.0%
	LINE REGULATION	± 1.0%
	LOAD REGULATION	± 1.0%
	SETUP, RISE TIME Note.5	500ms, 30ms/230VAC 500ms, 30ms/115VAC at full load
HOLD UP TIME (Typ.)	50ms/230VAC 20ms/115VAC at full load	
INPUT	VOLTAGE RANGE	85 ~ 264VAC 120 ~ 370VDC
	FREQUENCY RANGE	47 ~ 63Hz
	EFFICIENCY (Typ.)	88%
	AC CURRENT (Typ.)	1.1A/115VAC 0.7A/230VAC
	INRUSH CURRENT (Typ.)	COLD START 30A/115VAC 60A/230VAC
	LEAKAGE CURRENT	<1mA / 240VAC
PROTECTION	OVERLOAD	105 ~ 150% rated output power Protection type : Constant current limiting, recovers automatically after fault condition is removed
	OVER VOLTAGE	31.2 ~ 36V Protection type : Shut down o/p voltage, re-power on to recover
FUNCTION	DC OK SIGNAL	Relay contact rating(max.): 30V/1A resistive
ENVIRONMENT	WORKING TEMP.	-20 ~ +70°C (Refer to output load derating curve)
	WORKING HUMIDITY	20 ~ 90% RH non-condensing
	STORAGE TEMP., HUMIDITY	-40 ~ +85°C, 10 ~ 95% RH
	TEMP. COEFFICIENT	±0.03%/°C (0 ~ 50°C)
	VIBRATION	Component : 10 ~ 500Hz, 2G 10min./1cycle, period for 60min. each along X, Y, Z axes ; Mounting : Compliance to IEC60068-2-6
SAFETY & EMC (Note 4)	SAFETY STANDARDS	UL508, UL60950-1, TUV EN60950-1 approved, NEC class 2 / LPS compliant (12V,24V,48V only)
	WITHSTAND VOLTAGE	I/P-O/P:3KVAC I/P-FG:1.5KVAC O/P-FG:0.5KVAC
	ISOLATION RESISTANCE	I/P-O/P, I/P-FG, O/P-FG:>100M Ohms/500VDC 25°C 70%RH
	EMI CONDUCTION & RADIATION	Compliance to EN55011, EN55022 (CISPR22), EN61204-3 Class B
	HARMONIC CURRENT	Compliance to EN61000-3-2,-3
OTHERS	EMS IMMUNITY	Compliance to EN61000-4-2, 3, 4, 5, 6, 8, 11, ENV50204, EN55024, EN61000-6-2, EN61204-3, heavy industry level, criteria A
	MTBF	301.7K hrs min. MIL-HDBK-217F (25°C)
	DIMENSION	40*90*100mm (W*H*D)
NOTE	PACKING	0.3Kg; 42pcs/13.6Kg/0.82CUFT
	NOTE	1. All parameters NOT specially mentioned are measured at 230VAC input, rated load and 25°C of ambient temperature. 2. Ripple & noise are measured at 20MHz of bandwidth by using a 12" twisted pair-wire terminated with a 0.1uF & 47uF parallel capacitor. 3. Tolerance : includes set up tolerance, line regulation and load regulation. 4. The power supply is considered a component which will be installed into a final equipment. The final equipment must be re-confirmed that it still meets EMC directives. 5. Length of set up time is measured at first cold start. Turning ON/OFF the power supply may lead to increase of the set up time.

Korenix Industrial Product Selection Guide - Industrial Power Supply



- Universal AC input/Full range
- Protections: Short circuit / Overload / Over voltage
- Cooling by free air convection
- Can be installed on DIN rail TS-35/7.5 or 15
- NEC class 2 / LPS compliant (24V,48V only)
- LED indicator for power on
- DC OK relay contact
- No load power consumption<0.75W
- 100% full load burn-in test
- 3 years warranty

SPECIFICATION

MODEL		MDR-60-24
OUTPUT	DC VOLTAGE	24V
	RATED CURRENT	2.5A
	CURRENT RANGE	0 ~ 2.5A
	RATED POWER	60W
	RIPPLE & NOISE (max.) Note.2	150mVp-p
	VOLTAGE ADJ. RANGE	24 ~ 30V
	VOLTAGE TOLERANCE Note.3	± 1.0%
	LINE REGULATION	± 1.0%
	LOAD REGULATION	± 1.0%
	SETUP, RISE TIME Note.5	500ms, 30ms/230VAC 500ms, 30ms/115VAC at full load
HOLD UP TIME (Typ.)	50ms/230VAC 20ms/115VAC at full load	
INPUT	VOLTAGE RANGE	85 ~ 264VAC 120 ~ 370VDC
	FREQUENCY RANGE	47 ~ 63Hz
	EFFICIENCY (Typ.)	88%
	AC CURRENT (Typ.)	1.8A/115VAC 1A/230VAC
	INRUSH CURRENT (Typ.)	COLD START 30A/115VAC 60A/230VAC
	LEAKAGE CURRENT	<1mA / 240VAC
PROTECTION	OVERLOAD	105 ~ 150% rated output power Protection type : Constant current limiting, recovers automatically after fault condition is removed
	OVER VOLTAGE	31.2 ~ 36V Protection type : Shut down o/p voltage, re-power on to recover
FUNCTION	DC OK SIGNAL	Relay contact rating(max.): 30V/1A resistive
ENVIRONMENT	WORKING TEMP.	-20 ~ +70°C (Refer to output load derating curve)
	WORKING HUMIDITY	20 ~ 90% RH non-condensing
	STORAGE TEMP., HUMIDITY	-40 ~ +85°C, 10 ~ 95% RH
	TEMP. COEFFICIENT	±0.03%/°C (0 ~ 50°C)
	VIBRATION	Component : 10 ~ 500Hz, 2G 10min./1cycle, period for 60min. each along X, Y, Z axes ; Mounting : Compliance to IEC60068-2-6
SAFETY & EMC (Note 4)	SAFETY STANDARDS	UL508, UL60950-1, TUV EN60950-1 approved, NEC class 2 / LPS compliant (24V,48V only)
	WITHSTAND VOLTAGE	I/P-O/P:3KVAC I/P-FG:1.5KVAC O/P-FG:0.5KVAC
	ISOLATION RESISTANCE	I/P-O/P, I/P-FG, O/P-FG:>100M Ohms/500VDC 25°C 70%RH
	EMI CONDUCTION & RADIATION	Compliance to EN55011, EN55022 (CISPR22), EN61204-3 Class B
	HARMONIC CURRENT	Compliance to EN61000-3-2,-3
OTHERS	EMS IMMUNITY	Compliance to EN61000-4-2, 3, 4, 5, 6, 8, 11, ENV50204, EN55024, EN61000-6-2, EN61204-3, heavy industry level, criteria A
	MTBF	299.2K hrs min. MIL-HDBK-217F (25°C)
	DIMENSION	40*90*100mm (W*H*D)
	PACKING	0.33Kg; 42pcs/14.8Kg/0.82CUFT
NOTE	<p>1. All parameters NOT specially mentioned are measured at 230VAC input, rated load and 25°C of ambient temperature.</p> <p>2. Ripple & noise are measured at 20MHz of bandwidth by using a 12" twisted pair-wire terminated with a 0.1uF & 47uF parallel capacitor.</p> <p>3. Tolerance : includes set up tolerance, line regulation and load regulation.</p> <p>4. The power supply is considered a component which will be installed into a final equipment. The final equipment must be re-confirmed that it still meets EMC directives.</p> <p>5. Length of set up time is measured at first cold start. Turning ON/OFF the power supply may lead to increase of the set up time.</p>	

Korenix Industrial Product Selection Guide - Industrial Power Supply



- Universal AC input / Full range
- Protections: Short circuit / Overload / Over voltage / Over temperature
- ZCS / ZVS technology to reduce power dissipation
- Cooling by free air convection
- Can be installed on DIN rail TS-35 / 7.5 or 15
- DC OK relay contact
- No load power consumption < 1W
- NEC class 2, limited power source (for 24V, 48V only)
- LED indicator for power on
- 100% full load burn-in test
- 3 years warranty

Industrial
PoE Switch

IP67/68
Ethernet Switch

Rackmount
Managed
Switch

Gigabit Switch

Redundant
Switch

Entry-Level
Switch

Networking
Computer

Communication
Computer

Ethernet
I/O Server

Serial Device
Server

Media
Converter

Multiport
Serial Card

SFP Module

Din Rail
Power Supply

SPECIFICATION

MODEL	MDR-100-24	MDR-100-48	
OUTPUT	DC VOLTAGE	24V	48V
	RATED CURRENT	4A	2A
	CURRENT RANGE	0 ~ 4A	0 ~ 2A
	RATED POWER	96W	96W
	RIPPLE & NOISE (max.) Note.2	150mVp-p	200mVp-p
	VOLTAGE ADJ. RANGE	24 ~ 30V	48 ~ 56V
	VOLTAGE TOLERANCE Note.3	±1.0%	±1.0%
	LINE REGULATION	±1.0%	±1.0%
	LOAD REGULATION	±1.0%	±1.0%
	SETUP, RISE TIME Note.5	3000ms, 50ms/230VAC	3000ms, 50ms/115VAC at full load
HOLD UP TIME (Typ.)	50ms/230VAC	20ms/115VAC at full load	
INPUT	VOLTAGE RANGE Note.6	85 ~ 264VAC 120 ~ 370VDC	
	FREQUENCY RANGE	47 ~ 63Hz	
	POWER FACTOR (Typ.)	PF ≥ 0.95/230VAC	PF ≥ 0.98/115VAC at full load
	EFFICIENCY (Typ.)	86%	88%
	AC CURRENT (Typ.)	1.3A/115VAC 0.8A/230VAC	
	INRUSH CURRENT (Typ.)	COLD START 30A/115VAC 60A/230VAC	
LEAKAGE CURRENT	<1mA / 240VAC		
PROTECTION	OVERLOAD	105 ~ 150% rated output power Protection type : Constant current limiting, recovers automatically after fault condition is removed	
	OVER VOLTAGE	31.2 ~ 36V	57.6 ~ 64.8V Protection type : Shut down o/p voltage, re-power on to recover
	OVER TEMPERATURE	90°C ±10°C (RTH2) detect on heatsink of power transistor Protection type : Shut down o/p voltage, re-power on to recover	
FUNCTION	DC OK SIGNAL	Relay contact rating(max.): 30V/1A resistive	
ENVIRONMENT	WORKING TEMP.	-10 ~ +60°C (Refer to output load derating curve)	
	WORKING HUMIDITY	20 ~ 90% RH non-condensing	
	STORAGE TEMP., HUMIDITY	-40 ~ +85°C, 10 ~ 95% RH	
	TEMP. COEFFICIENT	±0.03%/°C (0 ~ 50°C)	
	VIBRATION	Component : 10 ~ 500Hz, 2G 10min./1cycle, period for 60min. each along X, Y, Z axes ; Mounting : Compliance to IEC60068-2-6	
SAFETY & EMC (Note 4)	SAFETY STANDARDS	UL508, TUV EN60950-1 approved, design refer to NEC CLASS 2 (for 24V, 48V only)	
	WITHSTAND VOLTAGE	I/P-O/P:3KVAC I/P-FG:1.5KVAC O/P-FG:0.5KVAC	
	ISOLATION RESISTANCE	I/P-O/P, I/P-FG, O/P-FG:>100M Ohms/500VDC 25°C 70%RH	
	EMI CONDUCTION & RADIATION	Compliance to EN55011, EN55022 (CISPR22), EN61204-3 Class B	
	HARMONIC CURRENT	Compliance to EN61000-3-2,-3	
OTHERS	EMM IMMUNITY	Compliance to EN61000-4-2, 3, 4, 5, 6, 8, 11, ENV50204, EN55024, EN61000-6-2, EN61204-3, heavy industry level, criteria A	
	MTBF	346K hrs min. MIL-HDBK-217F (25°C)	
	DIMENSION	55*90*100mm (W*H*D)	
NOTE	PACKING	0.42Kg; 30pcs/13.6Kg/0.82CUFT	
	<p>1. All parameters NOT specially mentioned are measured at 230VAC input, rated load and 25°C of ambient temperature. 2. Ripple & noise are measured at 20MHz of bandwidth by using a 12" twisted pair-wire terminated with a 0.1uf & 47uf parallel capacitor. 3. Tolerance : includes set up tolerance, line regulation and load regulation. 4. The power supply is considered a component which will be installed into a final equipment. The final equipment must be re-confirmed that it still meets EMC directives. 5. Length of set up time is measured at first cold start. Turning ON/OFF the power supply may lead to increase of the set up time. 6. Derating maybe needed under low input voltages, please check the derating curve for more detail.</p>		

Korenix Industrial Product Selection Guide - Industrial Power Supply



- 3 pole AC inlet IEC320-C14
- Class I power (with earth pin)
- Full output 12~48V safety approval
- Protections: Short circuit / Overload / Over voltage
- Fully enclosed plastic case
- Fix switching frequency and regulation
- Topology: PWM 3882 circuit
- With power ON/OFF switch(option)
- LED indicator for power on
- Approvals: UL / CUL / TUV / CB / CE
- 2 years warranty

SPECIFICATION

ORDER NO.	U65S111-P2J	
OUTPUT	SAFETY MODEL NO.	SPU65-111
	DC VOLTAGE <small>Note.2</small>	48V
	RATED CURRENT	1.66A
	CURRENT RANGE	0 ~ 1.66A
	RATED POWER	80W
	RIPPLE & NOISE (max.) <small>Note.3</small>	240mVp-p
	VOLTAGE ADJ. RANGE	Fixed
	VOLTAGE TOLERANCE <small>Note.4</small>	±2.0%
	LINE REGULATION <small>Note.5</small>	±0.5%
	LOAD REGULATION <small>Note.6</small>	±1.0%
SETUP, RISE, HOLD UP TIME	800ms, 50ms, 16ms at full load	
INPUT	VOLTAGE RANGE	95 ~ 264VAC 140 ~ 370VDC
	FREQUENCY RANGE	47 ~ 63Hz
	EFFICIENCY (Typ.)	81%
	AC CURRENT	1.9A / 100VAC
	INRUSH CURRENT (max.)	40A / 230VAC
	LEAKAGE CURRENT (max.)	0.75mA / 240VAC
PROTECTION	OVERLOAD	110 ~ 160% rated output power Protection type : Hiccup mode, recovers automatically after fault condition is removed
	OVER VOLTAGE	110 ~ 140% rated output voltage Protection type : Shut down o/p voltage, re-power on to recover
ENVIRONMENT	WORKING TEMP.	0 ~ + 40 °C (Refer to output load derating curve)
	WORKING HUMIDITY	20% ~ 90% RH non-condensing
	STORAGE TEMP., HUMIDITY	-20 ~ +85 °C, 10 ~ 95% RH
	TEMP. COEFFICIENT	±0.03% / °C (0 ~ 50 °C)
VIBRATION	10 ~ 500Hz, 2G 3AXES 10min./1cycle, period for 60min. each along X, Y, Z axes	
SAFETY & EMC <small>(Note. 7)</small>	SAFETY STANDARDS	UL1950, EN60950-1 approved
	WITHSTAND VOLTAGE	I/P-O/P:3KVAC , I/P-FG:1.5KVAC
	ISOLATION RESISTANCE	I/P-O/P,I/P-FG:100M Ohms / 500VDC / 25 °C / 70% RH
	EMI CONDUCTION & RADIATION	Compliance to EN55022(CISPR22) class B
	HARMONIC CURRENT	Compliance to EN61000-3-2,3
EMS IMMUNITY	Compliance to EN61000-4-2,3,4,5,6,8,11, light industry level, criteria A	
OTHERS	MTBF	100K hrs min. MIL-HDBK-217F (25 °C)
	DIMENSION	168*78.5*44.5mm (L*W*H)
	PACKING	0.75kg; 25pcs / 19kg / CARTON
CONNECTOR	PLUG	Standard type P2J: 2.1φ * 5.5φ * 11mm, center positive for stock ; Other type available by customer requested
	CABLE	SPT-2 16AWG 6FT for 12V; SPT-1 18AWG 6FT for 15 ~ 48V; Other type available by customer requested
NOTE	<p>1.All parameters are specified at 230VAC input, rated load, 25 °C 70% RH Ambient.</p> <p>2.DC voltage: The output voltage set at point measure by plug terminal & 50% load.</p> <p>3.Ripple & noise are measured at 20MHz by using a 12" twisted pair terminated with a 0.1uf & 47uf capacitor.</p> <p>4.Tolerance: includes set up tolerance, line regulation, load regulation.</p> <p>5.Line regulation is measured from low line to high line at rated load.</p> <p>6.Load regulation is measured from 0% to 100% rated load.</p> <p>7.The power supply is considered a component which will be installed into a final equipment. The final equipment must be re-confirmed that it still meets EMC directives.</p>	

